

# ULA-40013

## Light Linear LA 10 Recessed

### Construction

#### Aluminum

Less than 0.1% copper content - Marine Grade 6060 extruded & LM6 Aluminum High Pressure die casting provides excellent mechanical strength, clean detailed product lines and excellent heat dissipation.

#### Pre paint

8 step degrease and phosphate process that includes deoxidizing and etching as well as a zinc and nickel phosphate process before product painting.

#### Memory Retentive -Silicon Gasket

Provided with special injection molded "fit for purpose" long life high temperature memory retentive silicon gaskets. Maintains the gaskets exact profile and seal over years of use and compression.

#### Thermal management

LM6 Aluminum is used for its excellent mechanical strength and thermal dissipation properties in low and high ambient temperatures. The superior thermal heat sink design by Ligman used in conjunction with the driver, controls thermals below critical temperature range to ensure maximum luminous flux output, as well as providing long LED service life and ensuring less than 10% lumen depreciation at 50,000 hours.

#### Surge Suppression

Standard 10kv surge suppressor provided with all fixtures.

#### Finishing

All Ligman products go through an extensive finishing process that includes fettling to improve paint adherence.

#### Paint

UV Stabilized 4.9Mil thick powder coat paint and baked at 200 Deg C. This process ensures that Ligman products can withstand harsh environments. Rated for use in natatoriums.

#### Inspired by Nature Finishes

The Inspired by nature Finishing is a unique system of decorative powder coating. Our metal decoration process can easily transform the appearance of metal or aluminum product into a wood grain finish.

This patented technology enables the simulation of wood grain, and even marble or granite finish through the use of decorative powder coating.

The wood grain finish is so realistic that it's almost undistinguishable from real wood, even from a close visual inspection. The system of coating permeates the entire thickness of the coat and as a result, the coating cannot be removed by normal rubbing, chipping, or scratching.

#### The Coating Process

After pre-treatment the prepared parts are powder coated with a specially formulated polyurethane powder. This powder provides protection against wear, abrasion, impact and corrosion and acts as the relief base color for the finalized metal decoration.

The component is then wrapped with a sheet of non-porous film with the selected decoration pattern printed on it using special high temperature inks.

This printed film transfer is vacuum-sealed to the surface for a complete thermo print and then transferred into a customized oven. The oven transforms the ink into different forms within the paint layer before it becomes solid. Finally, the film is removed, and a vivid timber look on aluminum remains.

Wood grain coating can create beautiful wood-looking products of any sort. There are over 300 combinations of designs currently in use. Wood grains can be made with different colors, designs, etc.

Our powder coatings are certified for indoor and outdoor applications and are backed by a comprehensive warranty. These coatings rise to the highest conceivable standard of performance excellence and design innovation.

#### Added Benefits

- Resistance to salt-acid room, accelerated aging
- Boiling water, lime and condensed water resistant
- Anti-Graffiti, Anti-Slip, Anti-Microbial, Anti-Scratch
- Super durable (UV resistant)
- TGIC free (non-toxic)

#### Frame & Hardware

Marine grade 316 Stainless steel.

#### Anti Seize Screw Holes

Tapped holes are infused with a special anti seize compound designed to prevent seizure of threaded connections, due to electrolysis from heat, corrosive atmospheres and moisture.

#### Crystal Clear Low Iron Glass Lens

Provided with tempered, impact resistant crystal clear low iron glass ensuring no green glass tinge.

#### Optics & LED

Precise optic design provides exceptional light control and precise distribution of light.  
LED CRI > 80

#### Lumen - Maintenance Life

L80 /B10 at 50,000 hours (This means that at least 90% of the LED still achieve 80% of their original flux)

### Efficient quality linear fixture portfolio. Coordinated wall-recessed range with multiple optics and component options.

Light Linear LA recessed family is a range of small profile linear product that complements the Light Linear LA inground, surface wall and pendant luminaires. The inground fixture is available with a selection of optics, as well as a forward throw asymmetric distribution that is achieved with an internally tilted gear tray. This luminaire is available with RGBW color changing, as well as static white color in 2700K, 3000K, 3500K and 4000K formats. A recessing box for the Light Linear LA is available as an option for concrete pour applications. This recessing box can be shipped to the jobsite ahead of time, if requested.

The Light Linear LA is suitable for wall grazing, wall washing, column lighting and uplight applications and can be used in many applications including; commercial, historic, or modern architectural interiors and exteriors. Two different lengths are provided allowing the luminaire installation to be tailored exactly to the architectural structure. The luminaire is provided with an integral driver. A remote driver can be provided, please contact the factory for more details. Options of clear or frosted tempered 8mm thick glass.

NOTE: This fixture is not suitable for recessed ceiling mounting

### Additional Options (Consult Factory For Pricing)



A60951  
Recessing Box



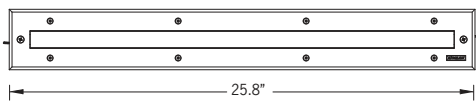
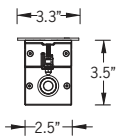
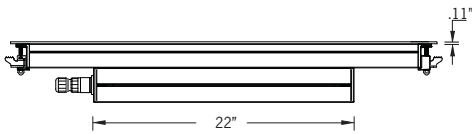
### RGBW

33w LED 1916 Lumens

IP67 • Suitable For Wet Locations

IK10 • Impact Resistant (Vandal Resistant)

Weight 9.5 lbs



# ULA-40013

Light Linear LA 10 Recessed

<b>PROJECT</b>		<b>DATE</b>	
----------------	--	-------------	--

<b>QUANTITY</b>		<b>TYPE</b>		<b>NOTE</b>	
-----------------	--	-------------	--	-------------	--

ORDERING EXAMPLE || ULA-40013 - 33w - A - M - RGBW30 - 02 - 120/277V

<b>ULA-40013</b>						
<b>LAMP</b>	<b>FRAME</b>	<b>BEAM</b>	<b>RGBW COLOR</b>	<b>FINISH COLOR</b>	<b>VOLTAGE</b>	
33w RGBW LED 1916 Lumens	A - Aluminum - CHOOSE FINISH COLOR S - Stainless Steel NO FINISH COLOR	VN - Very Narrow 10° N - Narrow 13° M - Medium 24° W - Wide 43° E - Elliptical 16°x35°	RGBW30 - Warm White 3200K RGBW40 - Neutral White 4000K RGBW65 - Cool White 6850K	01 - BLACK RAL 9011 02 - DARK GREY RAL 7043 03 - WHITE RAL 9003 04 - METALLIC SILVER RAL 9006 05 - MATTE SILVER RAL 9006 06 - LIGMAN BRONZE 07 - CUSTOM RAL	120/277v Other - Specify	

--	--	--

## ADDITIONAL OPTIONS

- DIM - 0-10v Dimming
- NAT - Natatorium Rated
- AS - Asymmetrical Forward Throw
- A60951 - Recessing Box
- F - Frosted Lens

**INSPIRED BY NATURE FINISHES**


SW01 - OAK FINISH	
SW02 - WALNUT FINISH	
SW03- PINE FINISH	
DF - DOUGLAS FIR FINISH	
CW - CHERRY WOOD FINISH	
NW - NATIONAL WALNUT FINISH	
SU01 - CONCRETE FINISH	
SU02 - SOFTSCAPE FINISH	
SU03 - STONE FINISH	
SU04 - CORTEN FINISH	

THERE IS AN ADDITIONAL COST FOR THESE FINISHES

## More Custom Finishes Available Upon Request

Consult factory for pricing and lead times

Oak	Walnut	Pine	Cherry	Chestnut	Mahogany	Beech	Bamboo	Birch	Carbon	Galvanized	Steel



# Light Linear LA Product Family



Light Linear LA 1

- ULA-60001-28w-2847lm [25.7']
- ULA-60003-8w-2566lm [25.7'] [ASYM]
- ULA-60002-57w-5703lm [49.2']
- ULA-60004-57w-5140lm [49.2'] [ASYM]



Light Linear LA 2

- ULA-60013-33w-1916lm [25.7']
- ULA-60014-66w-3839lm [49.2']



Light Linear LA 3

- ULA-95001-28w-2847lm [23.8']
- ULA-95002-55w-5703lm [47.2']



Light Linear LA 4

- ULA-95021-28w-2847lm [23.8']
- ULA-95022-55w-5703lm [47.2']



Light Linear LA 6

- ULA-30001-28w-2847lm [23.8']
- ULA-30002-55w-5703lm [47.2']



Light Linear LA 7

- ULA-30013-33w-3948lm [23.8']
- ULA-30014-66w-4043lm [47.2']



Light Linear LA 8

- ULA-30021-28w-2847lm [23.8']
- ULA-30022-55w-5703lm [47.2']



Light Linear LA 9

- ULA-40001-28w-2847lm [25.7']
- ULA-40002-57w-5703lm [49.2']



Light Linear LA 10

- ULA-40013-33w-3948lm [25.7']
- ULA-40014-66w-4043lm [49.2']